

PAGE	
296	Table Legs
298	Furniture Legs
302	Swivel Assemblies
303	Table Fittings
304	Plinth Legs

CABINET & FURNITURE LEGS

We now sell

POWER TOOLS

Visit one of our branches or call our sales representatives to collect a copy of the latest Storeroom catalogue and see our new range

THE STOREROOM

February - 31 May 2015

<p>3M Scotch-Bond Multipurpose Plus Adhesive \$17.99 \$19.99</p>	<p>Bostik 2V 18V High Strength HCP Board and Joinery Adhesive \$69.99</p>	<p>Skil 802™ 10mm Right Angle Drill/Driver \$99.00 \$109.00</p>
<p>3M Scotch-Bond Multipurpose Plus Adhesive \$17.99 \$19.99</p>	<p>Call 1800 008 591 www.artia.com.au orders@artia.com.au</p>	<p>Skil 802™ 10mm Right Angle Drill/Driver \$99.00 \$109.00</p>
<p>3M Scotch-Bond Multipurpose Plus Adhesive \$17.99 \$19.99</p>	<p>Skil 802™ 10mm Right Angle Drill/Driver \$99.00 \$109.00</p>	<p>Skil 802™ 10mm Right Angle Drill/Driver \$99.00 \$109.00</p>

CABINET HARDWARE

AUSTRALIA: www.artia.com.au 1800 008 591

NEW ZEALAND: 0800 267 625

Victoria
(Head Office)
235 Settlement Rd
Thomastown 3074

New South Wales
31 Liberty Road
Huntingwood 2148

Queensland
Building 2
660 MacArthur Ave
Pinkenba 4009

Western Australia
Gate 4,
50 Redcliffe Road
Redcliffe 6104

South Australia
60 Grand Junction
Road
Kilburn 5084

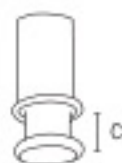
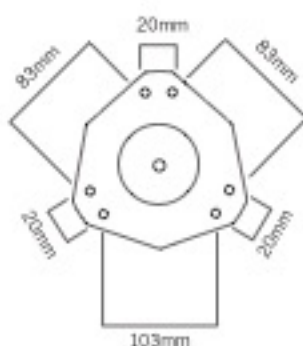
Auckland
11 Bruce Roderick
Drive
East Tamaki

Christchurch
117 Wrights Road
Addington

Table Legs



Adjustable feet




Artia Legs

- decorative table leg design
- tool less assembly of table legs allows for flatpack transport of furniture
- support leg principle is centred around a sturdy steel cylinder leg with a heavy steel top plate
- the bottom of the leg contains a black plastic threaded foot for height adjustment
- sold with assembly fittings

NOTE: height of table leg includes mounting plate

CODES	A	B	C
722.10741.336	410	60	30
722.10741.340	410	60	30
722.10769.001	690	60	30
722.10769.002*	690	60	30
722.10769.262	690	60	30
722.10769.336	690	60	30
722.10769.340	690	60	30
722.10769.358	690	60	30
722.10771.002	710	60	30
722.10771.262	710	60	30
722.10771.336	710	60	30
722.10771.340	710	60	30
722.10771.358	710	60	30
722.10787.002	870	60	30
722.10787.336	870	60	30
722.10787.340	870	60	30

sold per set of 4
* indent only



CABINET & FURNITURE LEGS



Furniture Legs

Zampa

- round tubular steel furniture leg
- 50mm diameter profile
- screw fix with 100mm diameter steel top plate
- fully adjustable black plastic foot w/ 35mm height adjustment
- available in various heights in brushed nickel or chrome finishes
- sold with fixing screws

CODES	A	B	Pack size
722.10910.336	100	50	1
722.10910.340	100	50	1
722.10915.336	150	50	1
722.10915.340	150	50	1

sold per set of 4

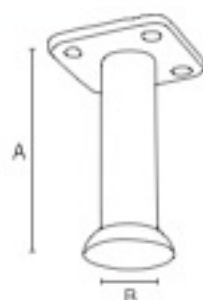


Konnect Safety Glasses

- The glasses are lightweight, and provide great coverage for your eyes
- This classic design provides medium impact protection
- Choose from a variety of lens tints including mirrors and antifog
- Australian Standards Medium Impact AS/NZS1337.1



Furniture Legs



Saint

- round steel 25mm diameter leg
- screw fix with 60mm square top plate
- leg base includes domed 40mm diameter foot
- fixing screws included
- avail in various heights in brushed nickel or chrome finishes

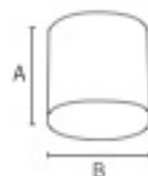
CODES	A	B	Pack size
781.97010.336	100	25	10
781.97025.336	250	25	10

sold per leg



781.60060.340

781.60011.340



Paolo

- round tubular steel furniture leg
- 60mm diameter profile
- screw fix with internal fixing bracket
- black plastic non-adjustable foot
- available in various heights in matt chrome or chrome finish

CODES	A	B	Pack size
781.60060.340	60	60	100
781.60090.335	90	60	100
781.60090.340	90	60	100
781.60010.335	100	60	100
781.60011.340	110	60	100
781.600CAP	-	60	250

Replacement plastic cap for Paolo legs



CABINET & FURNITURE LEGS

artia

Furniture Legs

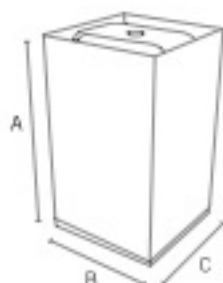
Marco

- square tubular steel furniture leg
- 60mm square profile
- screw fix with internal fixing bracket
- black plastic non-adjustable foot
- available in various heights and finishes

CODES	A	B	C	Pack size
781.61050.335	50	60	60	100
781.61050.340	50	60	60	100
781.61060.335	60	60	60	100
781.61060.340	60	60	60	100
781.61070.335	70	60	60	100
781.61080.335	80	60	60	80
781.61090.335	90	60	60	80
781.61010.335	100	60	60	80
781.61010.340	100	60	60	80
781.610CAP	1	60	60	250



781.61050.340



sold per leg
Indent only



Matt
Chrome
.335



Chrome
.340

Bravo

- square aluminium furniture leg
- 38mm square profile
- base comes with non adjustable plastic cap
- screw fix with 80mm square top plate
- available in various heights in satin aluminium finish

CODES	A	B	Pack size
780.71054.301	80	38	10
780.71055.301	100	38	10
780.71056.301	120	38	10
780.71062.301*	150	38	10
780.71059.301*	180	38	10
780.71060.301*	200	38	10



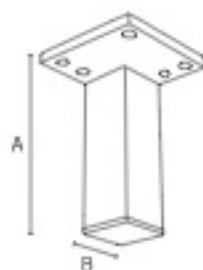
780.71060.098



780.71059.301



780.71056.301



sold per leg
* Indent only



Satin
Aluminium
.301

Furniture Legs



Pesaro

- Aluminium right angle furniture leg
- Screw fix with triangular fixing plate
- Comes with plastic cap

CODE	A	B	C	Pack size
780.53012.387	120	18	18	80

sold per leg



Polished
Aluminium
.387

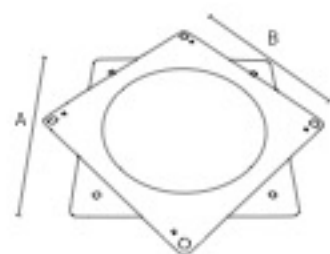
CABINET & FURNITURE LEGS



Swivel Assemblies

Lazy Susan

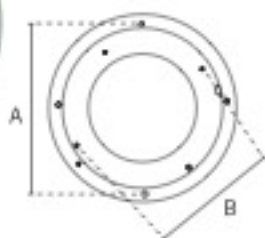
- extremely popular and versatile revolving units designed
- a low height profile to ensure convenient installation height
- square fixing plates with 4 holes and ball-bearing rollers offers 360° rotation
- 0° degree pitch
- zinc finish
- 7mm high



CODES	A	B	Load rating (kg)
260.44102.352	101	101	25
260.66152.352	152	152	50

Lazy Susan

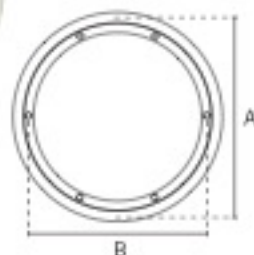
- heavy duty pre-assembled swivel unit with enclosed ball-bearing cage
- a low height profile to ensure convenient installation height
- round fixing plates with 4 holes and ball-bearing rollers offers 360° rotation
- 0° degree pitch
- zinc plated finish



CODE	A	B	Load rating (kg)
260.12302.352	305	292	75

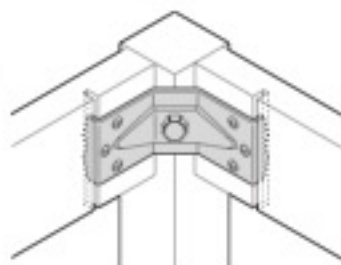
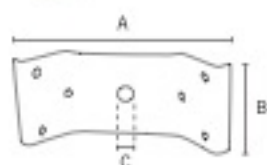
Turntable Rings

- to satisfy high quality applications for large surfaces
- rotates 360° with ball-bearing mounted holes in both inner and outer rings for mounting
- 0° degree pitch
- anodised aluminium finish



CODES	A	B	Ball bearing	Load rating (kg)
260.30323.301	325	273	120	100
260.45443.301	442	395	130	150

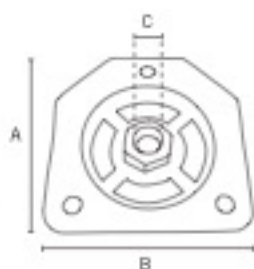
Table Fittings



Corner Brace Bracket

- sturdy pressed steel construction brackets for corner bracing and leg attachment on tables
- mounting by inserting into grooves in the frame and screwing on
- galvanised finish

CODE	A	B	C
722.54300.352	127	54	10



Vertical Leg Bracket

- pressed steel construction brackets for assembly of table legs
- zinc plate finish

CODES	A	B	C
722.50030.352	65	62	3/8"
722.50050.352	65	62	5/16"

indent only



Konnect 25 Piece Metric Drill Set

KSM3

- 1.0 - 13.0mm in 0.5 increments
- 135° split point cuts faster and reduced wandering
- Titanium Nitride Coating reduces heat and increases lubricity for extended life
- Fully ground precision tempered MX HSS increases drill life



CABINET & FURNITURE LEGS



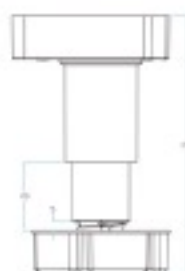
Plinth Legs

Plinth Legs

- Available as Screw In (SI) or Knock In (KI) fittings
- Slot provided for easy height adjustment
 - Kitchen height leg adjustable 70mm
 - Vanity height leg adjustable 40mm
 - Interchangeable leg adjustable 90mm
 one product for all applications!



CODES	Fin.	Description	Size
PLINTH100	Black	Plinth Leg 90-130mm Black Leg Only (Box 100)	90mm - 130mm (including plate)
PLINTH150	Black	Plinth Leg 120-190mm Black Leg Only (Box 100)	120mm - 190mm (including plate)
PLINTH180	Black	Plinth Leg 90-180mm Black Leg Only (Box 100)	90mm - 180mm (including plate)
SI100-150	Black	Screw In (SI) Plate suit Plinth 100 & Plinth 150 (Box 100)	-
KI100-150	Black	Knock In (KI) Plate suit Plinth 100 & Plinth 150 (Box 100)	-
SI180	Black	Screw In (SI) Plate suit Plinth 180 (Box 100)	-
KI180	Black	Knock In (KI) Plate suit Plinth 180 (Box 100)	-
722.9CLIP.002	Black	Clips (bags 100)	Glue and Side Fitting



Unlike other legs which feature a "push fit" connection from stem to foot, Artia's new legs feature a "clip on fit" from the stem to the foot. This guarantees a secure fit that will not come apart unless deliberately forced.

CODE: 722.9CLIP.002