

Table Bases



DESIGN COLLECTION

TABLE BASES

PAGE

70	Design Collection
84	Indoor
98	Outdoor
110	Accessories

Sputnik

Lluscà Collection

Designed by Josep Lluscà

DESIGN COLLECTION

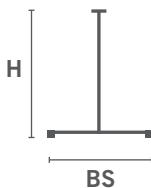
TABLE BASES



2 year warranty

Single, bar high or twin pedestal table base for indoor and outdoor areas. The base comprises two pieces – a casing injected with polyamide and a painted iron counterweight. Anodised aluminium tube.

Finish



Dimensions

Recommended Maximum Table Top Sizes

	○	□	▭
H 685 x BS 520 4 way	800	800	-
H 1070 x BS 520 bar	700	700	-
H 685 x BS 635 x 1020 twin	-	-	800x1200



Sputnik

Blade Indoor

Retro Collection
38mm tube

DESIGN COLLECTION

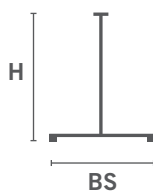
TABLE BASES



3 year warranty

Multi-functional single pedestal table base for indoor areas with 2 way option. Gravity diecast aluminium base. Steel tube with welded top frame. Tapered engineered design assembly.

Finish



Dimensions

Recommended Maximum Table Top Sizes

	○	□	▭
H 710 x BS 600 2 way	-	900	-
H 710 x BS 540 4 way	750	650	-
H 710 x BS 600 4 way	800	700	-
H 710 x BS 690 4 way	900	800	-

Blade Outdoor

Retro Collection
38mm tube



3 year warranty

DESIGN COLLECTION

TABLE BASES

Multi-functional single pedestal table base for indoor and outdoor areas with 2 way option. Gravity diecast aluminium base. 304 stainless steel tube with welded top frame. Tapered engineered design assembly.

Finish



Dimensions

Recommended Maximum Table Top Sizes

Dimensions	Recommended Maximum Table Top Sizes		
	○	□	▭
H 710 x BS 600 2 way	-	900	-
H 710 x BS 540 4 way	750	650	-
H 710 x BS 600 4 way	800	700	-
H 710 x BS 690 4 way	900	800	-

Note: 304 stainless steel is not recommended for areas of high salinity. It is important to remember that stainless steel is rust resistant, but not rust proof. It must not be subjected to corrosive foodstuffs and chemicals which will stain over time and thus void any warranty.

Blade Indoor

Retro Collection
50.8mm tube

DESIGN COLLECTION

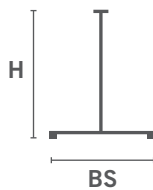
TABLE BASES



3 year warranty

Multi-functional single & bar high pedestal table base options for indoor areas. Gravity diecast aluminium base. Steel tube with welded top frame. Tapered engineered design assembly.

Finish



Dimensions

Recommended Maximum Table Top Sizes

	○	□	▭
H 710 x BS 600 4 way	800	700	-
H 710 x BS 690 4 way	900	800	-
H 1080 x BS 600 bar	750	700	-

Blade Outdoor

Retro Collection
50.8mm tube



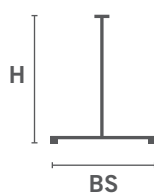
3 year warranty

DESIGN COLLECTION

TABLE BASES

Multi-functional single & bar high pedestal table base options for indoor and outdoor areas. Gravity diecast aluminium base. 304 stainless steel tube with welded top frame. Tapered engineered design assembly.

Finish



Dimensions

Recommended Maximum Table Top Sizes

	○	□	▭
H 710 x BS 600 4 way	800	700	-
H 710 x BS 690 4 way	900	800	-
H 1080 x BS 600 bar	750	700	-

Note: 304 stainless steel is not recommended for areas of high salinity. It is important to remember that stainless steel is rust resistant, but not rust proof. It must not be subjected to corrosive foodstuffs and chemicals which will stain over time and thus void any warranty.

Archer

Retro Collection

DESIGN COLLECTION

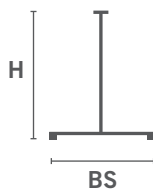
TABLE BASES



2 year warranty

Single & bar high pedestal table base for indoor and outdoor areas. Cast aluminium base and top plate. Non-turning notch and aluminium tube.

Finish



Dimensions

Recommended Maximum Table Top Sizes

Dimensions	○	□	▭
H 720 x BS 600 4 way *	850	800	-
H 1050 x BS 600 bar *	750	700	-

Delta Indoor

Retro Collection
38mm tube



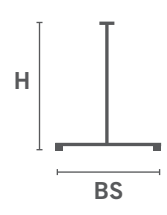
3 year warranty

DESIGN COLLECTION

TABLE BASES

Multi-functional single pedestal table base for indoor areas with 3 way option. Gravity diecast aluminium base. Steel tube with welded top frame. Tapered engineered design assembly.

Finish



Dimensions	Recommended Maximum Table Top Sizes		
	○	□	▭
H 710 x BS 640 3 way	650	-	-
H 710 x BS 660 4 way	900	800	-

Delta Outdoor

Retro Collection
38mm tube

DESIGN COLLECTION

TABLE BASES



3 year warranty

Multi-functional single pedestal table base for indoor and outdoor areas with 3 way option. Gravity diecast aluminium base. 304 stainless steel tube with welded top frame. Tapered engineered design assembly.

Finish



Dimensions

Recommended Maximum Table Top Sizes

Dimensions	○	□	▭
H 710 x BS 640 3 way	650	-	-
H 710 x BS 660 4 way	900	800	-

Delta Indoor

Retro Collection
50.8mm tube



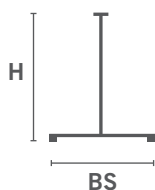
3 year warranty

DESIGN COLLECTION

TABLE BASES

Multi-functional single & bar high pedestal table base options for indoor areas. Gravity diecast aluminium base. Steel tube with welded top frame. Tapered engineered design assembly.

Finish



Dimensions

Recommended Maximum Table Top Sizes

	○	□	▭
H 710 x BS 660 4 way	900	800	-
H 1080 x BS 660 bar	750	700	-

Delta Outdoor

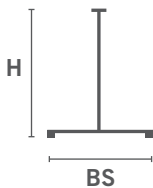
Retro Collection
50.8mm tube



3 year warranty

Multi-functional single & bar high pedestal table base options for indoor and outdoor areas. Gravity diecast aluminium base. 304 stainless steel tube with welded top frame. Tapered engineered design assembly.

Finish



Dimensions

Recommended Maximum Table Top Sizes

Dimensions	○	□	▭
H 710 x BS 660 4 way	900	800	-
H 1080 x BS 660 bar	750	700	-

Rombo Indoor

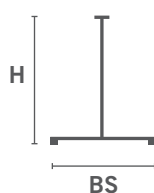
Retro Collection



3 year warranty

Single pedestal table base for indoor areas. Gravity diecast aluminium base. Steel tube with welded top frame. Tapered engineered design assembly.

Finish



Dimensions

Recommended Maximum Table Top Sizes

	○	□	▭
H 710 x BS 535 5 way	800	600	-
H 710 x BS 635 5 way	900	700	-

Rombo Outdoor

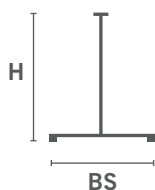
Retro Collection



3 year warranty

Single pedestal table base for indoor and outdoor areas. Gravity diecast aluminium base. 304 stainless steel tube with welded top frame. Tapered engineered design assembly.

Finish



Dimensions

Recommended Maximum Table Top Sizes

	○	□	▭
H 710 x BS 535 5 way	800	600	-
H 710 x BS 635 5 way	900	700	-

Tromba

Retro Collection



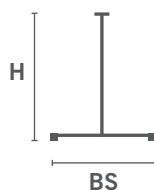
3 year warranty

DESIGN COLLECTION

TABLE BASES

Single pedestal table base for indoor areas. Gravity diecast aluminium base and chrome plated steel tube. Heavy duty construction with welded tube and top frame.

Finish



Dimensions Recommended Maximum Table Top Sizes

Dimensions	Recommended Maximum Table Top Sizes		
	○	□	▭
H 710 x BS 457 disc *	800	600	-
H 710 x BS 533 disc *	900	650	-
H 710 x BS 610 disc *	1000	750	-
H 710 x BS 686 disc *	1100	800	-

*Not available in-store but may be ordered from supplier via your Artia showroom. Minimum quantities apply.